


## Using a Balance Scale



**Materials:** balance scales, counters, variety of objects to weigh

---


1. Work with a partner or small group.
2. Place an object in the left-hand pan of the balance scale.
3. Add counters to the right-hand pan until the scale is balanced or close to balanced.
4. Count how many counters you added and record your findings.
5. Repeat using a different object. What was the lightest object you measured? What was the heaviest? How do you know?

## Comparing Towers

**Materials:** Containers with different numbers of connecting cubes

---

1. Work with a partner. Choose a container of connecting cubes each.
2. Join the connecting cubes in your container to make a tower.
3. Compare your towers. Whose tower is longer? Whose is shorter?
4. Use pictures, numbers, or words to show your work.
5. Repeat with two different containers.




KMD2

# Sorting Attribute Blocks

**Materials:** Sets of attribute blocks

---



1. Work with a partner. Choose ten attribute blocks.
2. Talk to your partner and decide how to sort the blocks.
3. Sort the blocks.
4. Draw a picture to show how you sorted the blocks. Label and number your groups.
5. Explain your sorting rule.
6. Try sorting your attribute blocks in a different way.